



STS

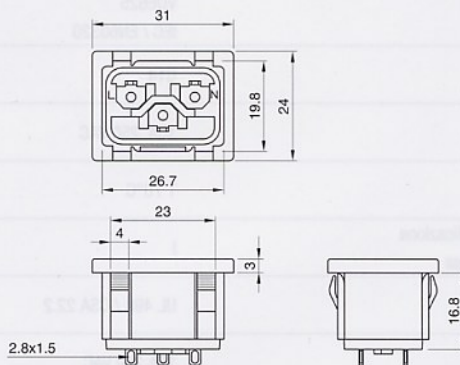
Spina per applicazioni fredde o calde, con o senza terra, fissaggio a scatto.

Appliance inlet for cold / warm conditions, with / without earthing contact, for "snap in" fastening.

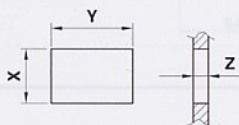
Dati tecnici - Technical information

Norma / Standard	VDE625 IEC / EN60320
Sheet	C14, C16, C18
Portata / Rating	10A, 250 VAC
Temperatura / Temperature	
Applicazioni calde / Warm appliances	T 120°C
Applicazioni fredde / Cold appliances	T 70°C
Classe di applicazione / Appliance class	I, II
Norma / Standard	UL 498 / CSA 22.2
Portata / Rating	15A 125 VAC


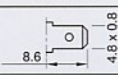

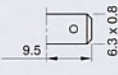


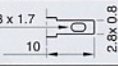

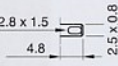


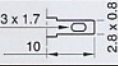


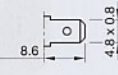

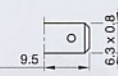



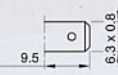

Dimensioni - Dimensions




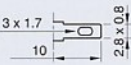
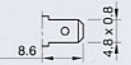
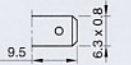

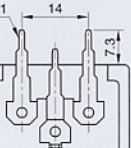
Dima - Cut out



Z	Y	X
1 ... 1.8	27	20.0 +0.2
1.8 ... 3.0	27	20.2 +0.2

	Terminale Terminal	Colore Colour	Codice P/N Code
C14 Classe / Class I T 70°C 			STS340A1
			STS350A1
			STS350A2
			STS320A21
			STS320A1
			STS320A2
		STS330A1	
C16 Classe / Class I T 120°C 			STS540A1
			STS550A1
			STS520A1
C18 Classe / Class II T 70°C 			STS250A2

Su richiesta sono disponibili le seguenti personalizzazioni:
 On demand we can customize as follows:

Terminali Terminals	 T1	 T2	 T3	 T4	 T5	 T6
Colore corpo Body colour	